

!

You can contact Laurentian University using the following addresses and phone numbers:

Name of Institution	Laurentian University
Mailing Address	935 Ramsey Lake Road Sudbury, Ontario P3E 2C6 Canada
Main Phone Number	705-675-1151 1-800-461-4030 (Ontario)
WWW Home Page Address	www.laurentian.ca
Admissions Phone Number	705-675-4843
Admissions Toll-free Number	1-800-461

!

!

!

Number of degrees conferred in the calendar year 2006

Counts include the federated universities (Thorneloe, Huntington, University of Sudbury, and Laurentian University) Northern Ontario School of Medicine

!

!

!


Number of degree-seeking students (headcount) enrolled for Fall 2006, including domestic and international students.

Program	Bachelor's and 1 st Professional Degree		Master's Degree		Doctoral Degree	
	Full-Time	Part-Time	Full-Time	Part-Time	Full-Time	Part-Time

Agriculture &

!

!



!

Number of degree-seeking full-time students (headcount) enrolled for Fall 2006.



!

#\$%&' ()!*!

""!

!

Program Name	Applicants / Registrants who attended an Ontario Secondary School in the previous year	All Other Applicants / Registrants (Non-Secondary School)	Total
Social Work			

Total applicants (first choice)

!

!

Undergraduate Program Admission Requirements

	URLs
The following URL will link you to OUAC's eINFO, which will provide you with general information on universities' programs, including admission requirements:	www.electronicinfo.ca
Hyperlink to more detailed information and up-to-date policy on admission requirements:	http://laurentian.ca/admissions

!

!

The following tables show the percentage of full-time, first year students by range and program. Averages are based on final grades for Grade 12 university destination courses.

The information on each program cluster represents the combined results of admission policies for one or

!

#\$%&' ()!*!

"8!

!

	Overall Average	75.6%
Other Administration	Percent who received an entering average of 95%+	0.0%
	Percent who received an entering average between 90% and 94%	6.3%
	Percent who received an entering average between 85% and 89%	9.4%
	Percent who received an entering average between 80% and 84%	37.5%
	Percent who received an entering average between 75% and 79%	31.3%
	Percent who received an entering average between 70% and 74%	12.5%
	Percent who received an entering average below 70%	3.1%
	Overall Average	79.5%
Other Degrees	Percent who received an entering average of 95%+	0.0%
	Percent who received an entering average between 90% and 94%	0.0%
	Percent who received an entering average between 85% and 89%	10.0%
	Percent who received an entering average between 80% and 84%	30.0%
	Percent who received an entering average between 75% and 79%	40.0%
	Percent who received an entering average between 70% and 74%	10.0%
	Percent who received an entering average below 70%	10.0%
	Overall Average	77.6%
Overall	Percent who received an entering average of 95%+	1.1%
	Percent who received an entering average between 90% and 94%	5.1%
	Percent who received an entering average between 85% and 89%	15.1%
	Percent who received an entering average between 80% and 84%	31.6%
	Percent who received an entering average between 75% and 79%	20.7%
	Percent who received an entering average between 70% and 74%	18.7%
	Percent who received an entering average below 70%	7.5%
	Overall Average	79.1%

Data includes the federated universities (Thorneloe, Huntington, University of Sudbury, and Laurentian University) as well as the collaboration with Georgian College and St-Lawrence College (BBA only), but they exclude Algoma, Humber, the Northern Ontario School of medicine, and

!

!

The following chart shows 2007-08 application fees charged by OUAC.

	Applicants who attended an Ontario Secondary School in the previous year	All Other Applicants (Non-Secondary School)
Application:	\$105	\$110
Additional Choices:	\$35	\$35
Application (if outside Canada):	\$115	\$120

The 'application' fee applies to the initial three university/program choices. The 'additional choices' fee must be paid for each university/program choice beyond the initial three.

Source: OUAC

!



Are first-time, first

!

!

Enrolment of Transfer Students

Enrolment of Transfer Students	
Do you enrol transfer students in first entry undergraduate programs?	Yes <input checked="" type="checkbox"/> No <input type="checkbox"/>
If yes above, may transfer students earn advanced standing credit by transferring credits earned from course work completed at other colleges/universities?	Yes <input checked="" type="checkbox"/> No <input type="checkbox"/>

!

Number of holdings for the 2005-06 year for each of the following categories.

Material	Units	Number of Holdings
Monograph Titles - Print Titles:	# titles	421,622
Monograph Titles - Electronic Titles:	# titles	11,540
Microform Units:	# units	556,765
Government Documents (not counted elsewhere):	# documents	N/A
Manuscripts and Archives:	# linear metres	1,395
Printed Music Scores:	# scores	0
Cartographic Materials:	# sheets	3,411
Graphic Materials:	# materials	0

Audio Materials:

!

Percentage of first-time, full-time, first-year undergraduate students enrolled in Fall 2006 by their home address in the previous year.

Percent from Ontario	97%
Percent from Rest of Canada	2%
Percent from Outside Canada	1%

Data includes the federated universities (Thorneloe, Huntington, University of Sudbury, and Laurentian University) as well as the collaboration with Georgian College and St-Lawrence College (BBA only), but they exclude Algoma, Hearst, the Northern Ontario School of Medicine, and collaborations with Sault, Northern, Cambrian, and St

!

!

!

A large number of extracurricular activities are offered. The following link is provided.



Source: Institution

!

!

!

A - *“How would you evaluate your entire educational experience at this*

!

!

!

!

Number of Instructional Faculty Members (Excluding Clinicians) in Each Category for Fall 2006

	Full-time	Part-time (Full-Time Equivalent)
Total number of instructional faculty:	401	
Total number who are female:	140	
Total number with doctorate, first professional, or other highest level degree:	324	

1. Counts include the federated universities (Thorneloe, Huntington, University of Sudbury, and Laurentian University), but they exclude Algoma, Hearst, the Northern Ontario School of Medicine, and faculty on the payroll of community colleges (Georgian, Sault, Northern, Cambrian, and St-Lawrence College) involved with programs offered through collaborations with Laurentian.

2. Full-time faculty: as defined by Statistics Canada for its full-time faculty survey, or as would be defined by Statistics Canada for the Federated Universities that do not participate in the Statistics Canada survey.

3. Part-time faculty: one FTE defined as a teaching load of 15 credits; includes a few full-time faculty who do not contribute to the Statistics Canada survey because of a short-term contractual arrangement.

Source: Individual Institutions

!

#\$%&' ()!

':!

!

Undergr

!

!

!

For financial statements, please visit: <http://www.laurentian.ca/financial-statements>

Source: COU. COFO

!

#	Expense Type	Operating	Other NC	Sub total	Ancillary	Entities Consolidated	Entities Not Consolidated	Sub total	Trust	Capital	Total
1	Salaries and Wages										

!

21	External Cost Recoveries	-1,342	0	-1,342	0	0	0	0	0	0	-1,342
	TOTAL	86,408	967	87,375	4,670	24,103	0	24,103	5,747	12,591	134,486

!

For financial statements, please visit: <http://www.laurentian.ca/financial-statements> !

Source: COU. COFO-UO Financial Report !

!

!

!

!

!

!

!

!

!

!

!

!

!

!

!

!

!

!

!

!

COUNCIL

Awards



!


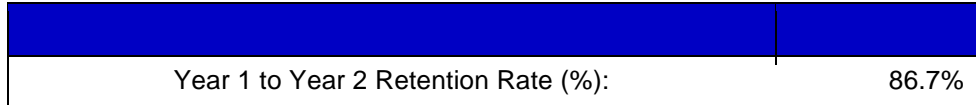
!

URLs	
The following is a link to Laurentian University's Academic Plans.	http://laurentian.ca/academic-plan

!

!

Retention Rates, 2005 Cohort of Undergraduate Students



*!+, -. /012, 0!\$023/ .4215!